




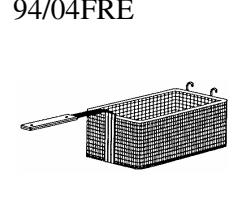






## 900 INNO LINE FRITEUSES

Prijslijst 01-03-2007  
excl. B.T.W.

	Code	Inhoud	Manden	Afm. in cm. BxDxH	kW/V	EUR
<b><u>GAS</u></b>						
	92/04FRG15L	15 liter	1 x 1/1 *)	40x90x90	13/gas 0,05/230	<b>3.195,--</b>
	92/04FRG20L	20 liter	1 x 1/1 *)	40x90x90	17,3/gas 0,05/230	<b>3.395,--</b>
	93/04FRG	10+10 liter	2 x 1/1 *)	60x90x90	19/gas	<b>4.795,--</b>
	94/04FRG	20+20 liter	1 x 1/1 *) 2 x 1/2 *)	80x90x90	36/gas 0,1/230	<b>5.764,--</b>
<b><u>ELEKTRISCH</u></b>						
	92/04FRE15L	15 liter	1 x 1/1 *)	40x90x90	13/400	<b>3.050,--</b>
	92/04FRE20L	20 liter	1 x 1/1 *)	40x90x90	18/400	<b>3.278,--</b>
	93/04FRE	10+10 liter	2 x 1/1 *)	60x90x90	18/400	<b>4.412,--</b>
	94/04FRE	20+20 liter	1 x 1/1 *) 2 x 1/2 *)	80x90x90	36/400	<b>5.247,--</b>
						
	93/04FRG					
	94/04FRE					
						Voor details zie foto's blz. 46.

- \*) mand 1/1 10 liter = 16x32x12 cm
- \*) mand 1/1 15 liter = 24x32x12 cm
- \*) mand 1/2 20 liter = 14x38x12 cm
- \*) mand 1/1 20 liter = 28x38x12 cm